



# POLES & RODS




**SMOOTH**  
**WS38** 1 3/8" D Pole  
**WWR** 2" D Pole  
**225WS** 2 1/4" D Pole  
**3SM** 3" D Pole




**TWISTED**  
**138TW** 1 3/8" D Pole  
**2TR** 2" D Pole  
**225TR** 2 1/4" D Pole  
**3TR** 3" D Pole




**FLUTED**  
**WNF38** 1 3/8" D Pole  
**WWF** 2" D Pole  
**225FL** 2 1/4" D Pole





**GROOVED**  
**WG38** 1 3/8" D Pole  
**2WG** 2" D Pole  
**225WG** 2 1/4" D Pole  
**3GR** 3" D Pole



**REEDED**  
**WR38** 1 3/8" D Pole  
**2WR** 2" D Pole  
**225WR** 2 1/4" D Pole  
**3RD** 3" D Pole



**WIDE REEDED**  
**225WWR** 2 1/4" D Pole



**ROUND TUBE**  
**RR175** 1 3/4" D  
**RR125** 1 1/4" D  
**RR100** 1" D



**HEAVY DUTY ROUND TUBE**  
**RD175** 1 5/8" D  
**RD125** 1 1/8" D



**SOLID ROUND BAR**  
**50SRB** 1/2" D Pole  
**75SRD** 3/4" D Pole



**HAMMERED SOLID ROUND BAR**  
**75HSRB** 3/4" D



**SQUARE SMOOTH TUBE**  
**1SQ** 1" SQ



**TWIST TUBE**  
**TRT** 1 1/2" D



**TWIST SOLID BAR**  
**SRT1** 1" D  
**SRT2** 1 1/8" D



**SINGLE TWIST SOLID BAR**  
**ST2** 3/4" D



**HAMMERED SOLID SQUARE BAR**  
**SRH75** 3/4" SQ



**SQUARE HAMMERED TUBE**  
**SHT1** 1" SQ



**TWIST CHANNEL**  
**TWCH125** 1 1/8" D Pole  
**TWCH** 1 3/4" D Pole



**DOUBLE TWIST SOLID BAR**  
**ST3** 3/4" D

2", 2 1/4" and 3" wood poles are sold in 4, 6, 8, 12 and 16 foot increments. 1 3/8" poles are sold in 4, 6, 8 and 12 foot increments only. Poles will be cut to specified length. Fall off will not be saved or shipped.

Steel rods have a 4 foot minimum charge. Rods will be cut to specified length. Fall off will not be saved or shipped.