
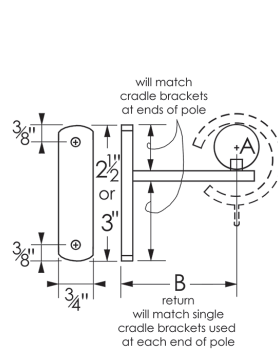


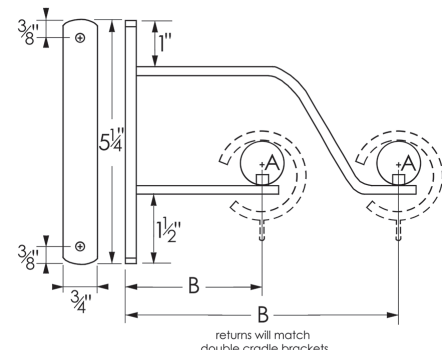
custom bypass brackets – made to your specifications

bypass brackets

 Catalog page 7 Single Bypass Bracket	 Catalog page 7 Double Bypass Bracket
standard 6" return SCB6	custom front and back return SCBCDBL
standard 3½" return SCB35	
custom return SCBC	



SCBC



SCBCDBL




please specify the follow for SCBC or SCBCDBL, if selected:

- A. RR100 (1" pole), RR125 (1¼" pole) or RR175 (1¾" pole)
- B. SCBC return distance from wall to center of pole or
 SCBCDBL front and back return distance from wall to center of each pole

note: return may be restricted by the size of poles and rings specified

Option: For a custom bracket with return or drop distance in excess of 8", add custom bracket modification fee.
 (Includes a recommended support arm.)

C-rings

 Catalog page 7 1½"ID, 2"OD CRSR3	 Catalog page 7 2¼"ID, 2¾"OD CRSR7	 Catalog page 7 2½"ID, 3"OD CRSR12
--	---	---

CRSR3, use with bypass brackets and pole RR100
 CRSR7, use with bypass brackets and pole RR125
 CRSR12, use with bypass brackets and pole RR175